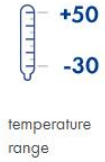




WHD-16 Full Height Gate



The WHD-16 full height gate is designed for management of pedestrian flows and access control at entrance points of facilities and areas with high security requirements and necessity for full closure of the passageway. The gate is indeed for both indoor and outdoor use.



Delivery set

- gathered gate
- electromechanical lock
- door check with fasteners

The WHD-16 gate can be used to provide secured passage for people using wheelchairs and transportation of bulky items.

The WHD-16 is made of metal with the use of hot dip galvanization technology which is the cost-effective solution with high resistance to corrosion.

The gate is made in the same design with RTD-16 full height turnstile and MB-16 full height railing.

Gates can be opened remotely, by a signal from security system, as well as with a mechanical key.

The WHD-16 security gates feature a hydraulic closing device that prevents slamming.



Hydraulic mechanism for closing security gates



Attached electromechanical rim lock

Operating voltage	12 V DC
Consumption current	3.0 A
Throughput rate (in the single passage mode)	12 persons/min
Dimensions (length×width×height)	350×1224×2093 mm
Passageway width	960 mm
Passage zone height	2000 mm
Operating temperature range	from -30 °C to +50 °C
Mean lifetime	8 years
Mean time to failure	1 000 000 passages



Blue (RAL 5010)

The warranty period is 5 (five) years from the date of sale of the product.





REVROY

Solutions For Controlled Access

“Finest from the very best from around the world”

CONTACT

Ravi@revroy.com | Info@revroy.Com

+91 080 41302021, +91 080 41571225, +91 9840294082

SALES OFFICE

No.#13, Hamdh Court Building,
Mother Teresa Road, Austin Town,
Bangalore-560 047, India

FACTORY

Plot No 143-B, Bommasandra Industrial Area
Bangalore-560099; Karnataka, India.
+91 80 41658921

www.revroy.com